

COS 217: Introduction to Programming Systems

Assembly Language

Local Variables and Function Calls



PRINCETON UNIVERSITY

Logistics



- Christopher Moretti will present lecture on Wednesday 11/13
- Office hours on Wednesday 11/13 are cancelled.
 - Make-up office hours on Thursday 11/14 at 1pm, room TBA



Goals of this Lecture

Help you learn:

- Function call problems
- AARCH64 solutions
 - Pertinent instructions and conventions



Function Call Problems

(1) Calling and returning

- How does caller function jump to callee function?
- How does callee function jump back to the right place in caller function?

(2) Passing arguments

- How does caller function pass arguments to callee function?

(3) Storing local variables

- Where does callee function store its local variables?

(4) Returning a value

- How does callee function send return value back to caller function?
- How does caller function access the return value?

(5) Optimization

- How do caller and callee function minimize memory access?

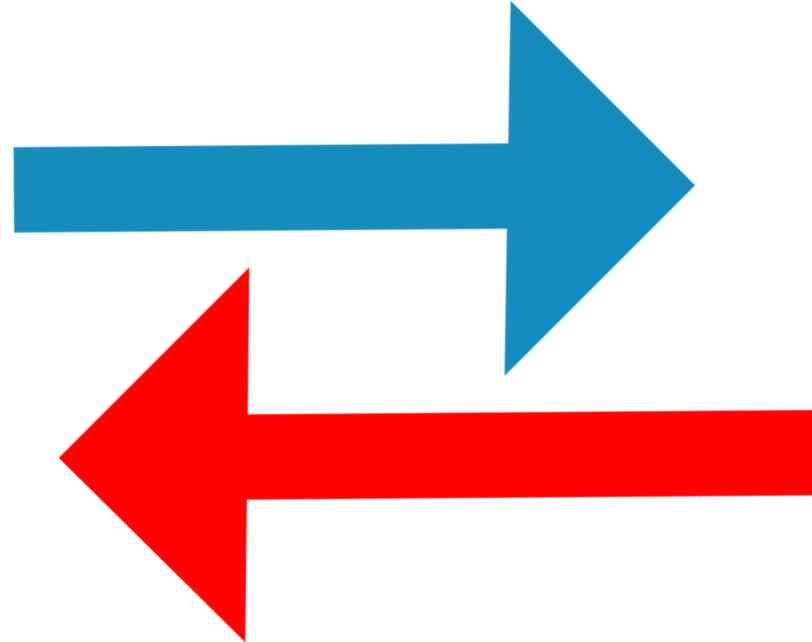


Running Example

```
long absadd(long a, long b)
{
    long absA, absB, sum;
    absA = labs(a);
    absB = labs(b);
    sum = absA + absB;
    return sum;
}
```

Calls standard C labs() function

- Returns absolute value of given long



CALLING AND RETURNING



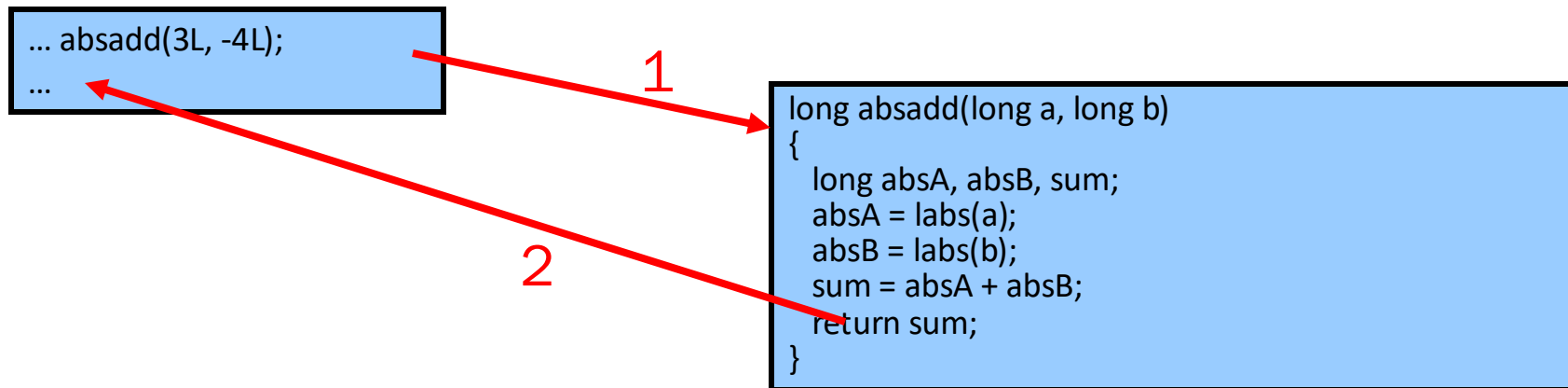
Problem 1: Calling and Returning

How does caller call the callee?

i.e., Jump to the address of the callee's first instruction

How does callee get back to the right place in the caller?

i.e., Jump to the instruction immediately following the most-recently-executed call





iClicker Question



Q: Based on last lecture, what instructions would we use to “jump” into and back out of the callee?

```
... absadd(3L, -4L);  
...
```

```
long absadd(long a, long b)  
{  
    long absA, absB, sum;  
    absA = labs(a);  
    absB = labs(b);  
    sum = absA + absB;  
    return sum;  
}
```

- A. 2 conditional branches
- B. 1 conditional branch, then 1 unconditional branch
- C. 1 unconditional branch, then 1 conditional branch
- D. 2 unconditional branches
- E. Something more complicated



Attempted Solution: b Instruction

Attempted solution: caller and callee use b (unconditional branch) instruction

```
f:  
...  
b g // Call g  
fReturnPoint:  
...
```

```
g:  
...  
b fReturnPoint // Return
```



Attempted Solution: b Instruction

Problem: callee may be called by multiple callers

```
f:  
...  
b g // Call g  
fReturnPoint:  
...
```

```
g:  
...  
b ??? // Return
```

```
h:  
...  
b g // Call g  
hReturnPoint:  
...
```



Partial Solution: Use Register

br (branch register) instruction branches to address in X register operand

```
f1:  
    adr x30, f1ReturnPoint  
    b g          // Call g  
f1ReturnPoint:  
    ...
```

```
f2:  
    adr x30, f2ReturnPoint  
    b g          // Call g  
f2ReturnPoint:  
    ...
```

```
g:  
    ...  
    br x30      // Return
```

Correctly returns to either f1 or f2!



Partial Solution: Auto Register

bl (branch and link) instruction stores return point in X30
ret (return) instruction returns to address in X30

```
f1:  
    bl g          // Call g  
    ...
```

```
f2:  
    bl g          // Call g  
    ...
```

```
g:  
    ...  
    ret          // Return
```

Correctly returns
to either f1 or f2



Still not quite there yet ...

Problem: Cannot handle nested function calls

```
f:  
bl g          // Call g  
...          // location 1
```

Problem if f() calls g()
then g() calls h()

Return address g() → f() is lost
g() returns to the middle of g()!

```
g:  
bl h          // Call h  
...          // location 2  
ret          // Return
```

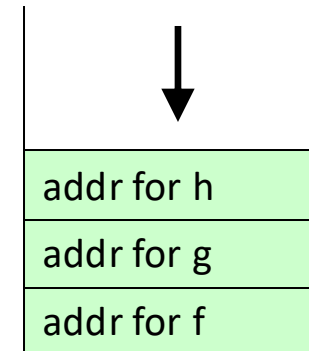
```
h:  
... ..  
ret          // Return
```



Rest of Solution: Use the Stack

Observations:

- May need to store many return addresses
 - The number of nested function calls is not known in advance
 - A return address must be saved for as long as the invocation of this function is live, and discarded thereafter
- Stored return addresses are destroyed in reverse order of creation
 - f() calls g() \Rightarrow return addr for g is stored
 - g() calls h() \Rightarrow return addr for h is stored
 - h() returns to g() \Rightarrow return addr for h is destroyed
 - g() returns to f() \Rightarrow return addr for g is destroyed
- LIFO data structure (stack) is appropriate



AARCH64 solution:

- Use the STACK section of memory, usually accessed via SP



Saving Link (Return) Addresses

Push X30 on stack when entering a function

Pop X30 from stack before returning from a function

```
f:  
  // Save X30  
  ...  
  bl g // Call g  
  ...  
  // Restore X30  
  ret
```

```
g:  
  // Save X30  
  ...  
  bl h // Call h  
  ...  
  // Restore X30  
  ret
```

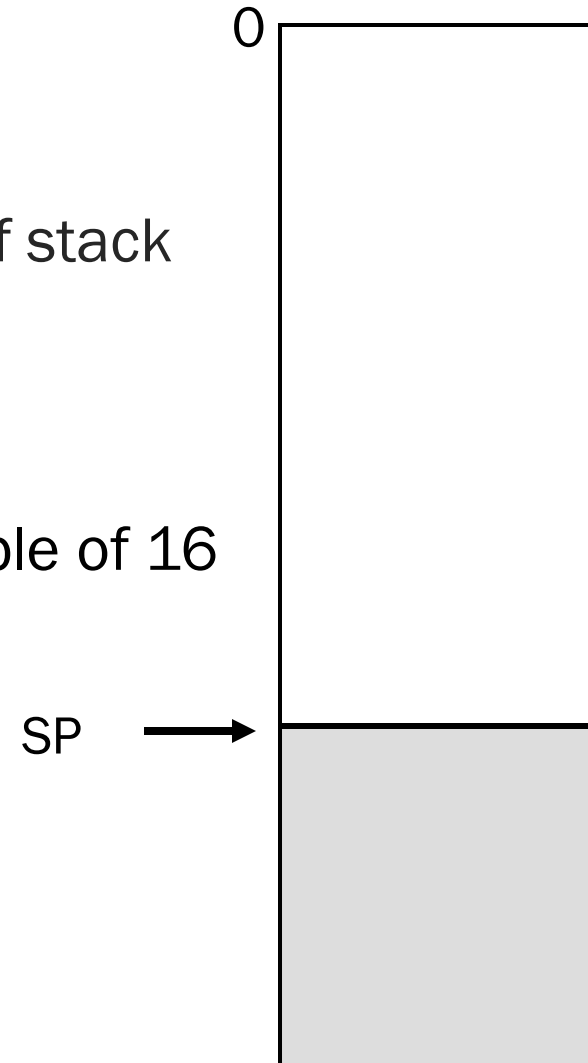
```
h:  
  ...  
  ret
```



Stack Operations

SP (stack pointer) register points to top of stack

- Can be used in ldr and str instructions
- Can be used in arithmetic instructions
- AARCH64 requirement: must be multiple of 16

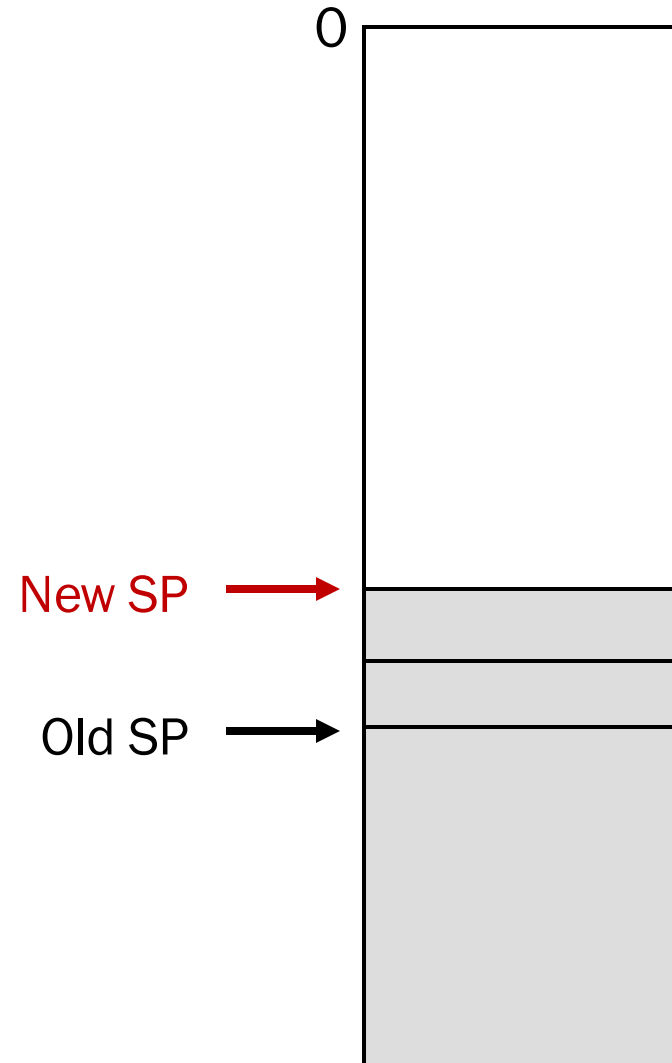


Stack Operations



To create (push) a new stack frame:

- Decrement sp
`sub sp, sp, 16`

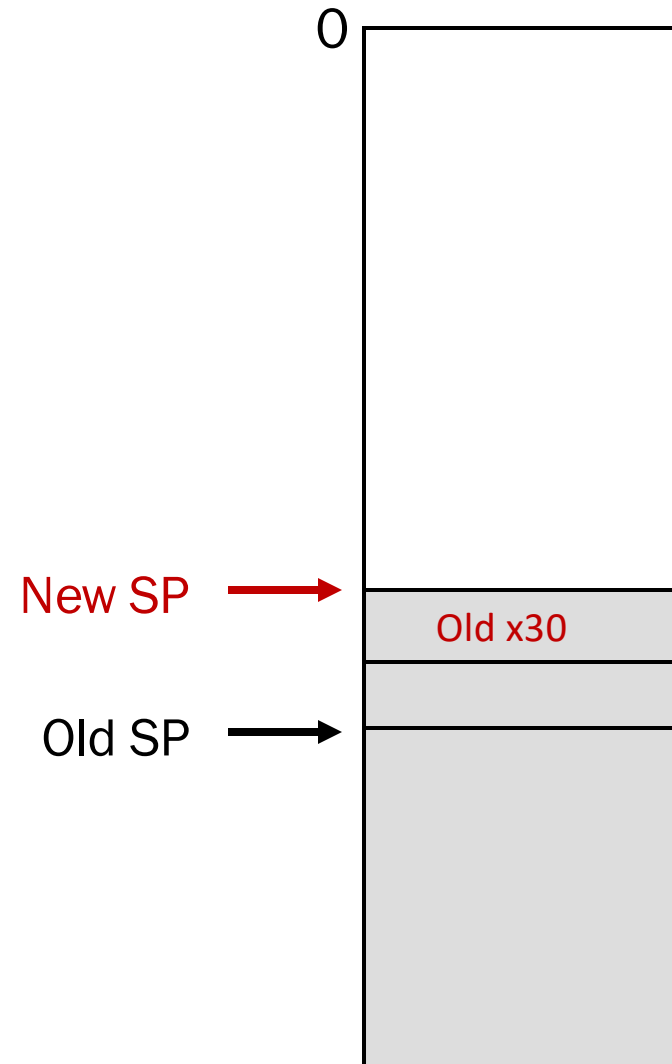




Stack Operations

To use the stack frame:

- Load/store at or offset from sp
str x30, [sp]
...
ldr x30, [sp]

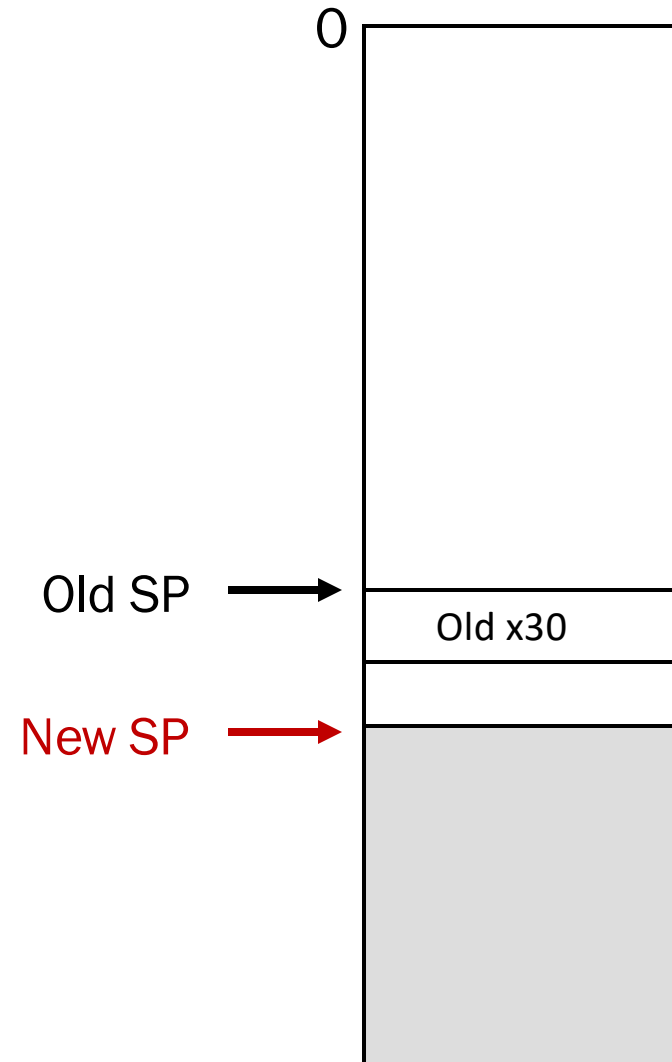


Stack Operations



To delete (pop) the stack frame:

- Increment sp
add sp, sp, 16





Saving Link (Return) Addresses

Push X30 on stack when entering a function

Pop X30 from stack before returning from a function

```
f:
// Save X30
sub sp, sp, 16
str x30, [sp]
...
bl g # Call g
...
// Restore X30
ldr x30, [sp]
add sp, sp, 16
ret
```

```
g:
// Save X30
sub sp, sp, 16
str x30, [sp]
...
bl h # Call h
...
// Restore X30
ldr x30, [sp]
add sp, sp, 16
ret
```

```
h:
...
ret
```



Running Example

```
// long absadd(long a, long b)
absadd:
    sub sp, sp, 16
    str x30, [sp]
    // long absA, absB, sum
    ...
    // absA = labs(a)
    ...
    bl labs
    ...
    // absB = labs(b)
    ...
    bl labs
    ...
    // sum = absA + absB
    ...
    // return sum
    ...
    ldr x30, [sp]
    add sp, sp, 16
    ret
```



PASSING ARGUMENTS



Problem 2: Passing Arguments

Problem:

- How does caller pass arguments to callee?
- How does callee accept parameters from caller?

```
long absadd(long a, long b)
{
    long absA, absB, sum;
    absA = labs(a);
    absB = labs(b);
    sum = absA + absB;
    return sum;
}
```



ARM Solution 1: Use the Stack

Observations (déjà vu):

- May need to store many argument sets
 - The number of argument sets is not known in advance
 - If this function calls any others, argument set must be saved for as long as the invocation of this function is live, and discarded thereafter
- Stored argument sets are destroyed in reverse order of creation
- LIFO data structure (stack) is appropriate



ARM Solution 2: Use Registers

AARCH64 solution:

- Pass first 8 (integer or address) arguments in registers for efficiency
 - X0..X7 and/or W0..W7
- More than 8 arguments ⇒
 - Pass arguments 9, 10, ... on the stack
 - (Beyond scope of COS 217)
- Arguments are structures ⇒
 - Pass arguments on the stack
 - (Beyond scope of COS 217)

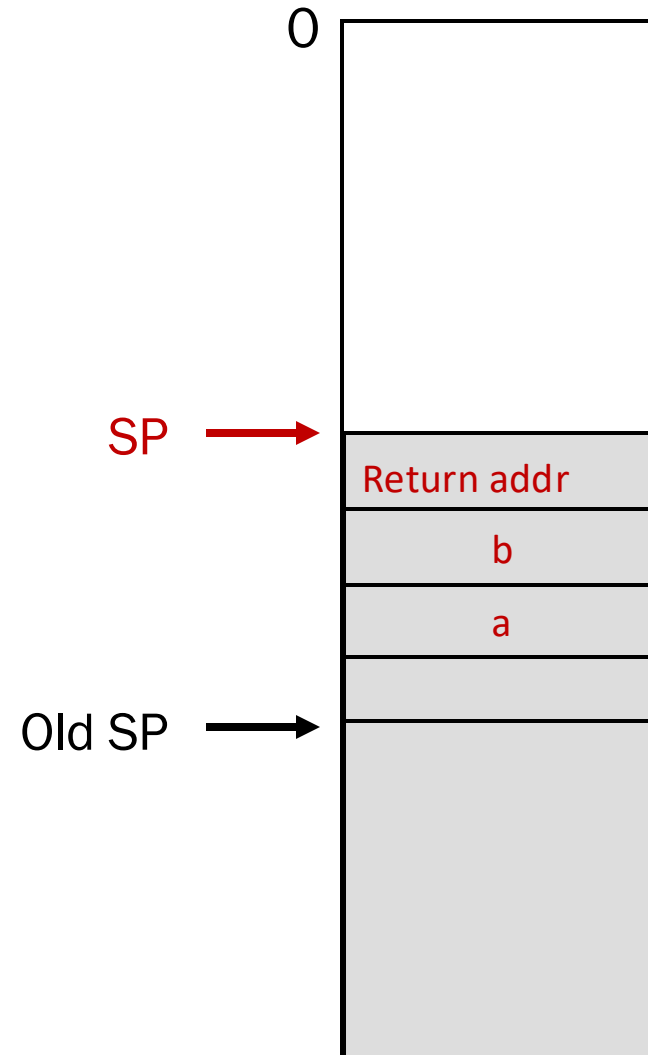
Callee function then saves arguments to stack

- Or maybe not!
 - See “optimization” later this lecture
- Callee accesses arguments as positive offsets vs. SP



Running Example

```
// long absadd(long a, long b)
absadd:
  sub sp, sp, 32
  str x30, [sp]      // Save x30
  str x0, [sp, 16]   // Save a
  str x1, [sp, 8]    // Save b
  // long absA, absB, sum
  ...
  // absA = labs(a)
  ldr x0, [sp, 16]   // Load a
  bl labs
  ...
  // absB = labs(b)
  ldr x0, [sp, 8]    // Load b
  bl labs
  ...
  // sum = absA + absB
  ...
  // return sum
  ...
  ldr x30, [sp]      // Restore x30
  add sp, sp, 32
  ret
```





STORING LOCAL VARIABLES



Problem 3: Storing Local Variables

Where does callee function store its local variables?

```
long absadd(long a, long b)
{
    long absA, absB, sum;
    absA = labs(a);
    absB = labs(b);
    sum = absA + absB;
    return sum;
}
```



ARM Solution: Use the Stack

Observations (this is getting repetitive ...):

- May need to store many local variable sets
 - The number of local variable sets is not known in advance
 - Local variable sets must be saved
for as long as the invocation of this function is live, and discarded thereafter
- Stored local variable sets are destroyed in reverse order of creation
- LIFO data structure (stack) is appropriate

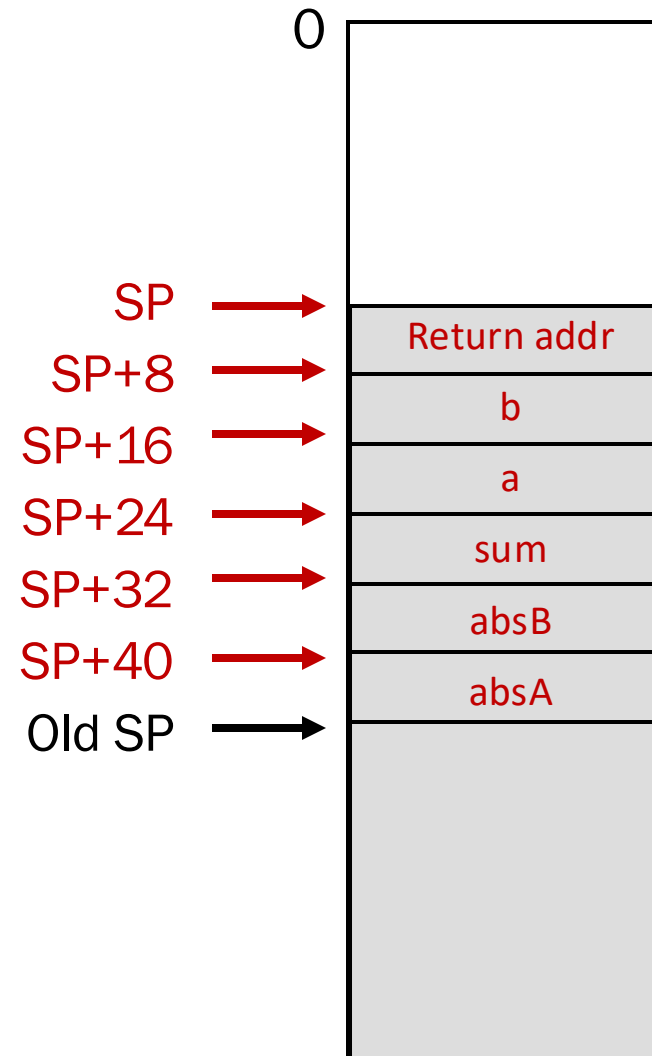
AARCH64 solution:

- Use the STACK section of memory
- Or maybe not!
 - See later this lecture



Running Example

```
// long absadd(long a, long b)
absadd:
// long absA, absB, sum
sub sp, sp, 48
str x30, [sp] // Save x30
str x0, [sp, 16] // Save a
str x1, [sp, 8] // Save b
// absA = labs(a)
ldr x0, [sp, 16] // Load a
bl labs
...
// absB = labs(b)
ldr x0, [sp, 8] // Load b
bl labs
...
// sum = absA + absB
ldr x0, [sp, 40] // Load absA
ldr x1, [sp, 32] // Load absB
add x0, x0, x1
str x0, [sp, 24] // Store sum
// return sum
...
ldr x30, [sp] // Restore x30
add sp, sp, 48
ret
```





RETURNING A VALUE



Problem 4: Return Values

Problem:

- How does callee function send return value back to caller function?
- How does caller function access return value?

```
long absadd(long a, long b)
{
    long absA, absB, sum;
    absA = labs(a);
    absB = labs(b);
    sum = absA + absB;
    return sum;
}
```




ARM Solution: Use X0 / W0

In principle

- Store return value in stack frame of caller

Or, for efficiency

- Known small size \Rightarrow store return value in register
- Other \Rightarrow store return value in stack

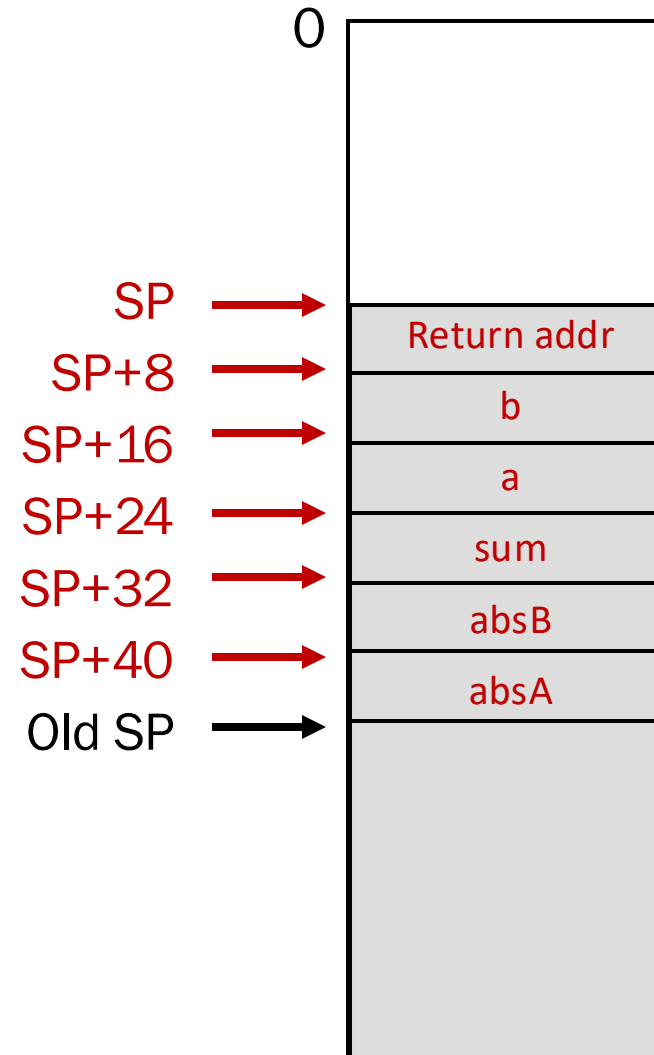
AARCH64 convention

- Integer or address:
 - Store return value in X0 / W0
- Floating-point number:
 - Store return value in floating-point register
 - (Beyond scope of COS 217)
- Structure:
 - Store return value in memory pointed to by X8
 - (Beyond scope of COS 217)



Running Example

```
// long absadd(long a, long b)
absadd:
  // long absA, absB, sum
  sub sp, sp, 48
  str x30, [sp] // Save x30
  str x0, [sp, 16] // Save a
  str x1, [sp, 8] // Save b
  // absA = labs(a)
  ldr x0, [sp, 16] // Load a
  bl labs
  str x0, [sp, 40] // Store absA
  // absB = labs(b)
  ldr x0, [sp, 8] // Load b
  bl labs
  str x0, [sp, 32] // Store absB
  // sum = absA + absB
  ldr x0, [sp, 40] // Load absA
  ldr x1, [sp, 32] // Load absB
  add x0, x0, x1
  str x0, [sp, 24] // Store sum
  // return sum
  ldr x0, [sp, 24] // Load sum
  ldr x30, [sp] // Restore x30
  add sp, sp, 48
  ret
```





(More to come on this general topic in Lecture 21.)

OPTIMIZATION



Problem 5: Optimization

Observation: Accessing memory is expensive

- Orders of magnitude more expensive than accessing registers
- For efficiency, want to store parameters and local variables in registers (vs. memory) if possible

Observation: Registers are a finite resource

- In principle: Each function should have its own registers
- In reality: All functions share same small set of registers

Problem: How do caller and callee use the same set of registers without interference?

- Callee may use register that the caller also is using
- When callee returns control to caller, old register contents may have been lost
- Caller function cannot continue where it left off



ARM Solution: Register Conventions

Callee-saved registers

- X19..X29 (or W19..W29)
- Callee function must preserve contents
- If necessary...
 - Callee saves to stack near beginning
 - Callee restores from stack near end



ARM Solution: Register Conventions

Callee-saved registers

- X19..X29 (or W19..W29)
- Callee function must preserve contents
- If necessary...
 - Callee saves to stack near beginning
 - Callee restores from stack near end

Caller-saved registers

- X8..X18 (or W8..W18) – plus parameters in X0..X7
- Callee function can change contents
- If necessary...
 - Caller saves to stack before call
 - Caller restores from stack after call



Running Example

Parameter handling in unoptimized version:

- absadd() accepts parameters (a and b) in X0 and X1
- At beginning, absadd() copies contents of X0 and X1 to stack
- Body of absadd() uses stack
- At end, absadd() pops parameters from stack

Parameter handling in optimized version:

- absadd() accepts parameters (a and b) in X0 and X1
- At beginning, copies contents of X0 and X1 to callee-saved registers X19 and X20
- Body of absadd() uses X19 and X20
- Must be careful:
 - absadd() cannot corrupt contents of X19 and X20
 - So absadd() must save X19 and X20 near beginning, and restore near end



Running Example

Local variable handling in unoptimized version:

- At beginning, `absadd()` allocates space for local variables (`absA`, `absB`, `sum`) on stack
- Body of `absadd()` uses stack
- At end, `absadd()` pops local variables from stack

Local variable handling in optimized version:

- `absadd()` keeps local variables in callee-saved registers `X21`, `X22`, `X23`
- Body of `absadd()` uses `X21`, `X22`, `X23`
- Must be careful:
 - `absadd()` cannot change contents of `X21`, `X22`, or `X23`
 - So `absadd()` must save `X21`, `X22`, and `X23` near beginning, and restore near end



Running Example

```
// long absadd(long a, long b)
absadd:
    // long absA, absB, sum
    sub sp, sp, 48
    str x30, [sp]    // Save x30
    str x19, [sp, 8] // Save x19, use for a
    str x20, [sp, 16] // Save x20, use for b
    str x21, [sp, 24] // Save x21, use for absA
    str x22, [sp, 32] // Save x22, use for absB
    str x23, [sp, 40] // Save x23, use for sum
    mov x19, x0    // Save a in x19
    mov x20, x1    // Save b in x20
    // absA = labs(a)
    mov x0, x19    // Prepare to pass a
    bl labs
    mov x21, x0    // Save absA
    // absB = labs(b)
    mov x0, x20    // Prepare to pass b
    bl labs
    mov x22, x0    // Save absB
    // sum = absA + absB
    add x23, x21, x22
    // return sum
    mov x0, x23    // Prepare to return sum
    ldr x30, [sp]  // Restore x30
    ldr x19, [sp, 8] // Restore x19
    ldr x20, [sp, 16] // Restore x20
    ldr x21, [sp, 24] // Restore x21
    ldr x22, [sp, 32] // Restore x22
    ldr x23, [sp, 40] // Restore x23
    add sp, sp, 48
    ret
```

absadd() stores **parameters** and **local vars** in X19..X23, not in memory

absadd() cannot destroy contents of X19..X23

So absadd() must save X19..X23 near beginning and restore near end



Eliminating Redundant Copies

```
// long absadd(long a, long b)
absadd:
  // long absA, absB, sum
  sub sp, sp, 32
  str x30, [sp] // Save x30
  str x19, [sp, 8] // Save x19, use for b
  str x20, [sp, 16] // Save x20, use for absA
  mov x19, x1 // Save b in x19
  // absA = labs(a)
  bl labs // a already in x0
  mov x20, x0 // Save absA
  // absB = labs(b)
  mov x0, x19 // Load b
  bl labs
  // sum = absA + absB
  add x0, x20, x0 // x0 held absB, now holds sum
  // return sum – already in x0
  ldr x30, [sp] // Restore x30
  ldr x19, [sp, 8] // Restore x19
  ldr x20, [sp, 16] // Restore x20
  add sp, sp, 32
  ret
```

Further optimization: remove redundant moves between registers

- “Hybrid” pattern that uses both caller- and callee-saved registers
- Can be confusing: no longer systematic mapping between variables and registers
- Attempt only after you have working code!
- Save working versions for easy comparison!



Non-Optimized vs. Optimized Patterns

Unoptimized pattern

- Parameters and local variables strictly in memory (stack) during function execution
- Pro: Always possible
- Con: Inefficient
- gcc compiler uses when invoked without `-O` option

Optimized pattern

- Parameters and local variables mostly in registers during function execution
- Pro: Efficient
- Con: Sometimes impossible
 - Too many local variables
 - Local variable is a structure or array
 - Function computes address of parameter or local variable
- gcc compiler uses when invoked with `-O` option, when it can!



WRITING READABLE CODE



Writing Readable Code

```
// long absadd(long a, long b)
absadd:
    // long absA, absB, sum
    sub sp, sp, 48
    str x30, [sp]
    str x19, [sp, 8]
    str x20, [sp, 16]
    str x21, [sp, 24]
    str x22, [sp, 32]
    str x23, [sp, 40]
    mov x19, x0
    mov x20, x1
    // absA = labs(a)
    mov x0, x19
    bl labs
    mov x21, x0
    // absB = labs(b)
    mov x0, x20
    bl labs
    mov x22, x0
    // sum = absA + absB
    add x23, x21, x22
    // return sum
    mov x0, x23
    ldr x30, [sp]
    ldr x19, [sp, 8]
    ldr x20, [sp, 16]
    ldr x21, [sp, 24]
    ldr x22, [sp, 32]
    ldr x23, [sp, 40]
    add sp, sp, 48
    ret
```

Problem

- Hardcoded sizes, offsets, registers are difficult to read, understand, debug



Writing Readable Code

```
// Stack frame size in bytes
.equ STACKSIZE, 48
// Registers for parameters
a .req x19
b .req x20
// Registers for local variables
absA .req x21
absB .req x22
sum .req x23

// long absadd(long a, long b)
absadd:
    // long absA, absB, sum
    sub sp, sp, STACKSIZE
    str x30, [sp] // Save x30
    str x19, [sp, 8] // Save x19
    str x20, [sp, 16] // Save x20
    str x21, [sp, 24] // Save x21
    str x22, [sp, 32] // Save x22
    str x23, [sp, 40] // Save x23
    mov a, x0 // Save a (in x19)
    mov b, x1 // Save b (in x20)

    ...
```

Problem

- Hardcoded sizes, offsets, registers are difficult to read, understand, debug

Using .equ and .req

- To define a symbolic name for a **constant**:
.equ SOMENAME, nnn
- To define a symbolic name for a **register**
(e.g. what variable it holds):
SOMENAME .req Xnn



Writing Readable Code

```
...  
  
// absA = labs(a)  
mov x0, a  
bl labs  
mov absA, x0  
// absB = labs(b)  
mov x0, b  
bl labs  
mov absB, x0  
// sum = absA + absB  
add sum, absA, absB  
// return sum  
mov x0, sum  
ldr x30, [sp] // Restore x30  
ldr x19, [sp, 8] // Restore x19  
ldr x20, [sp, 16] // Restore x20  
ldr x21, [sp, 24] // Restore x21  
ldr x22, [sp, 32] // Restore x22  
ldr x23, [sp, 40] // Restore x23  
add sp, sp, STACKSIZE  
ret
```

Problem

- Hardcoded sizes, offsets, registers are difficult to read, understand, debug

Using .equ and .req

- To define a symbolic name for a **constant**:
.equ SOMENAME, nnn
- To define a symbolic name for a **register**
(e.g. what variable it holds):
SOMENAME .req Xnn



Writing Readable Code

```
// Stack frame size in bytes
.equ STACKSIZE, 48
// Registers for parameters
a .req x19
b .req x20
// Registers for local variables
absA .req x21
absB .req x22
sum .req x23

.equ oldX19, 8
.equ oldX20, 16
...

// long absadd(long a, long b)
absadd:
// long absA, absB, sum
sub sp, sp, STACKSIZE
str x30, [sp]
str x19, [sp, oldX19]
str x20, [sp, oldX20]
str x21, [sp, oldX21]
str x22, [sp, oldX22]
str x23, [sp, oldX23]
mov a, x0
mov b, x1

...
```

Problem

- Hardcoded sizes, offsets, registers are difficult to read, understand, debug

Using .equ and .req

- To define a symbolic name for a **constant**:
.equ SOMENAME, nnn
- To define a symbolic name for a **register** (e.g. what variable it holds):
SOMENAME .req Xnn



Writing Readable Code

```
...  
  
// absA = labs(a)  
mov x0, a  
bl labs  
mov absA, x0  
// absB = labs(b)  
mov x0, b  
bl labs  
mov absB, x0  
// sum = absA + absB  
add sum, absA, absB  
// return sum  
mov x0, sum  
ldr x30, [sp]  
ldr x19, [sp, oldX19]  
ldr x20, [sp, oldX20]  
ldr x21, [sp, oldX21]  
ldr x22, [sp, oldX22]  
ldr x23, [sp, oldX23]  
add sp, sp, STACKSIZE  
ret
```

Problem

- Hardcoded sizes, offsets, registers are difficult to read, understand, debug

Using .equ and .req

- To define a symbolic name for a **constant**:
.equ SOMENAME, nnn
- To define a symbolic name for a **register**
(e.g. what variable it holds):
SOMENAME .req Xnn



Summary

Function calls in AARCH64 assembly language

Calling and returning

- bl instruction saves return address in X30 and jumps
- ret instruction jumps back to address in X30

Passing arguments

- Caller copies args to caller-saved registers (in prescribed order)
- Unoptimized pattern:
 - Callee pushes args to stack
 - Callee uses args as positive offsets from SP
 - Callee pops args from stack
- Optimized pattern:
 - Callee keeps args in callee-saved registers
 - Be careful!



Summary (cont.)

Storing local variables

- Unoptimized pattern:
 - Callee pushes local vars onto stack
 - Callee uses local vars as positive offsets from SP
 - Callee pops local vars from stack
- Optimized pattern:
 - Callee keeps local vars in callee-saved registers

Returning values

- Callee places return value in X0
- Caller accesses return value in X0