

COS 217: Introduction to Programming Systems

Program Design Decisions
&
C Language Design (Logical Data)



PRINCETON UNIVERSITY



Agenda

Simple C Programs

- charcount
 - character I/O
- upper (ctype library)
 - portability concerns
 - char details
- upper1 (switch statements, enums, functions)
 - internal documentation (i.e., comments)

Two big differences from Java

- Variable declarations in C89
- Logical operators



Recall: The charcount Program

The program:

`charcount.c`

```
#include <stdio.h>
/* Write to stdout the number of
   chars in stdin. Return 0. */
int main(void) {
    int c;
    int charCount = 0;
    c = getchar();
    while (c != EOF) {
        charCount++;
        c = getchar();
    }
    printf("%d\n", charCount);
    return 0;
}
```



iClicker Question



Q: There are other ways to `charcount` – which is best?

A.

```
for (c = getchar(); c != EOF; c = getchar())  
    charCount++;
```

B.

```
while ((c = getchar()) != EOF)  
    charCount++;
```

C.

```
for (;;)   
{  
    c = getchar();  
    if (c == EOF)  
        break;  
    charCount++;  
}
```

D.

```
c = getchar();  
while (c != EOF)  
{  
    charCount++;  
    c = getchar();  
}
```



Character Input/Output (I/O) in charcount

The program:

charcount.c

```
#include <stdio.h>
/* Write to stdout the number of
   chars in stdin. Return 0. */
int main(void) {
    int c;
    int charCount = 0;
    c = getchar();
    while (c != EOF) {
        charCount++;
        c = getchar();
    }
    printf("%d\n", charCount);
    return 0;
}
```



stdio.h Features (types, constants, variables)

```
$ man stdio.h
```

NAME

```
stdio.h -- standard buffered input/output
```

SYNOPSIS

```
#include <stdio.h>
```

DESCRIPTION

The <stdio.h> header shall define the following data types through typedef:

<code>FILE</code>	A structure containing information about a file.
<code>size_t</code>	As described in <stddef.h>.

The <stdio.h> header shall define the following macro which shall expand to an integer constant expression with type `int` and a negative value:

<code>EOF</code>	End-of-file return value.
------------------	---------------------------

The <stdio.h> header shall define the following macros which shall expand to expressions of type `'pointer to FILE'` that point to the `FILE` objects associated, respectively, with the standard error, input, and output streams:

<code>stderr</code>	Standard error output stream.
<code>stdin</code>	Standard input stream.
<code>stdout</code>	Standard output stream.



stdio.h Features (functions)

```
$ man stdio.h
```

```
...
```

The following shall be declared as functions and may also be defined as macros. Function prototypes shall be provided.

```
int    fclose(FILE *);
int    feof(FILE *);
int    fflush(FILE *);
int    fgetc(FILE *);
FILE   *fopen(const char *restrict, const char *restrict);
int    fprintf(FILE *restrict, const char *restrict, ...);
int    fscanf(FILE *restrict, const char *restrict, ...);
int    getc(FILE *);
int    getchar(void);
int    printf(const char *restrict, ...);
int    putc(int, FILE *);
int    putchar(int);
int    scanf(const char *restrict, ...);
```



Character Input/Output (I/O) in C

Design of C:

- Does not provide I/O facilities in the language
- Instead provides I/O facilities in standard library, declared in `stdio.h`
 - Constant: EOF
 - Data type: FILE (described later in course)
 - Variables: `stdin`, `stdout`, and `stderr`
 - Functions: ...

Reading characters

- `getchar()` function with return type wider than char (specifically, int)
- Returns EOF (a special non-character int) to indicate failure
- **Reminder: there is no such thing as "the EOF character"**

Writing characters

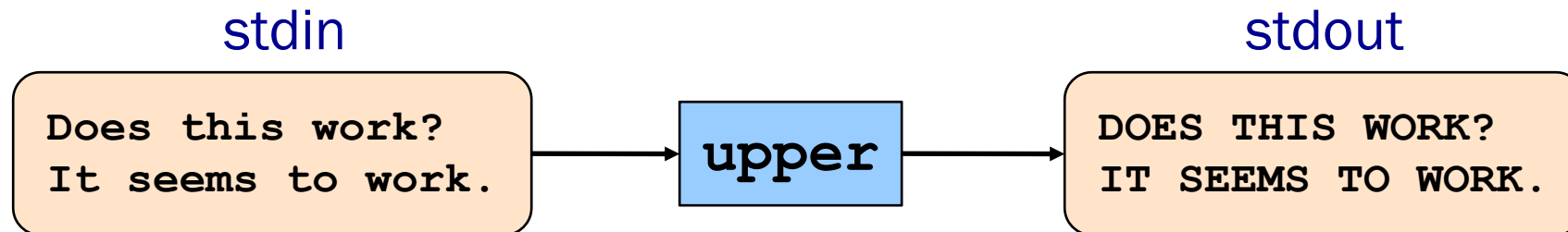
- `putchar()` function accepting one parameter
- For symmetry with `getchar()`, parameter is an int



Recall: The upper Program

Functionality

- Read all chars from stdin
- Convert each lower-case alphabetic char to upper case
 - Leave other kinds of chars alone
- Write result to stdout



9 What we need: character representation, I/O



The C char Data Type

char is 1 byte – designed to hold a single character, but used for more

Mapping from char values to characters on pretty much all machines:

ASCII (American Standard Code for Information Interchange) (/ 'æski/)

	0	1	2	3	4	5	6	7	8	9	10	11	12	13	14	15
0	NUL									HT	LF					
16																
32	SP	!	"	#	\$	%	&	'	()	*	+	,	-	.	/
48	0	1	2	3	4	5	6	7	8	9	:	;	<	=	>	?
64	@	A	B	C	D	E	F	G	H	I	J	K	L	M	N	O
80	P	Q	R	S	T	U	V	W	X	Y	Z	[\]	^	_
96	`	a	b	c	d	e	f	g	h	i	j	k	l	m	n	o
112	p	q	r	s	t	u	v	w	x	y	z	{		}	~	

Notes: Many non-printing characters left blank in table above

UPPER-CASE and lower-case letters are 32 apart

... but they're internally contiguous. So are digits 0 through 9.



upper Version 1

```
#include <stdio.h>
int main(void)
{
    int c;
    while ((c = getchar()) != EOF) {
        if ((c >= 97) && (c <= 122))
            c -= 32;
        putchar(c);
    }
    return 0;
}
```

What's wrong?

EBCDIC



Extended Binary Coded Decimal Interchange Code (/ ' εbsɪdɪk/)

	0	1	2	3	4	5	6	7	8	9	10	11	12	13	14	15
0	NUL					HT										
16																
32						LF										
48																
64	SP											.	<	(+	
80	&										!	\$	*)	;	
96	-	/										,	%	-	>	?
112									`		:	#	@	'	=	"
128		a	b	c	d	e	f	g	h	i		{				
144		j	k	l	m	n	o	p	q	r		}				
160		~	s	t	u	v	w	x	y	z						
176																
192		A	B	C	D	E	F	G	H	I						
208		J	K	L	M	N	O	P	Q	R						
224	\		S	T	U	V	W	X	Y	Z						
240	0	1	2	3	4	5	6	7	8	9						

Partial map



Character Literals

Single quote syntax: 'a' is a value of type char with the value 97

Use backslash to write special characters

- Examples (with numeric equivalents in ASCII, EBCDIC):

```
'a'    the a character (97, 129)
'A'    the A character (65, 193)
'0'    the zero character (48, 240)
'\0'   the NUL (nullbyte) character (0, 0)
'\n'   the newline character (10, 37)
'\t'   the horizontal tab character (9, 5)
'\'    the backslash character (92, 224)
'\''   the single quote character (39, 125)
'\"'   the double quote character (34, 127)
```

```
abc"def\\"ghi"jkl/*mno*/pqr"stu_n abc"def\\"ghi"jkl/*mno*/pqr"stu_n
```



An A1 FAQ:

Could someone explain the last row? Why does the comment show when the string literal has ended at 'ghi'?



Christopher Moretti **STAFF** 1d

In the final line:

- a, b, and c are "normal" (i.e., not inside a comment or a string).
- the first " starts a string
- d, e, f are inside the string
- the first \ says "the next character isn't special! If it's a quote, it doesn't end the string, and if it's a backslash it's not an escape character"
- the second \ is not special, because it is the next character in question
- the second " , thus, ends the string literal, because it is not escaped by the second \, since the second \ is not special.
- g, h, i are "normal"
- the third " starts a new string
- j, k, l are inside the string
- /, * are ALSO inside the string, and thus do not begin a comment.
- m through r are also inside the string
- the fourth " closes the string
- s, t, u, and newline are "normal".

... thus everything is either "normal" or "inside the string", and so all characters are printed.

♡ 2 Reply Edit Delete ...

upper Version 2



```
#include <stdio.h>
int main(void)
{
    int c;
    while ((c = getchar()) != EOF) {
        if ((c >= 'a') && (c <= 'z'))
            c += 'A' - 'a';
        putchar(c);
    }
    return 0;
}
```

Arithmetic
on chars?

What's wrong now?

EBCDIC



Extended Binary Coded Decimal Interchange Code

	0	1	2	3	4	5	6	7	8	9	10	11	12	13	14	15
0	NUL					HT										
16																
32						LF										
48																
64	SP											.	<	(+	
80	&										!	\$	*)	;	
96	-	/										,	%	-	>	?
112									`		:	#	@	'	=	"
128		a	b	c	d	e	f	g	h	i		{				
144		j	k	l	m	n	o	p	q	r		}				
160		~	s	t	u	v	w	x	y	z						
176																
192		A	B	C	D	E	F	G	H	I						
208		J	K	L	M	N	O	P	Q	R						
224	\		S	T	U	V	W	X	Y	Z						
240	0	1	2	3	4	5	6	7	8	9						

Partial map

Note: UPPER CASE not contiguous; same for lower case.

upper Version 3



```
#include <stdio.h>
#include <ctype.h>
int main(void)
{
    int c;
    while ((c = getchar()) != EOF) {
        if (islower(c))
            c = toupper(c);
        putchar(c);
    }
    return 0;
}
```



iClicker Question



Q: Is the if statement really necessary?

A. Gee, I don't know.
Let me check
the man page
(again)!

```
#include <stdio.h>
#include <ctype.h>
int main(void)
{
    int c;
    while ((c = getchar()) != EOF) {
        if (islower(c))
            c = toupper(c);
        putchar(c);
    }
    return 0;
}
```

ctype.h Functions



```
$ man toupper
```

NAME

```
toupper, tolower - convert letter to upper or lower case
```

SYNOPSIS

```
#include <ctype.h>
int toupper(int c);
int tolower(int c);
```

DESCRIPTION

```
toupper() converts the letter c to upper case, if possible.
tolower() converts the letter c to lower case, if possible.
```

```
If c is not an unsigned char value, or EOF, the behavior of
these functions is undefined.
```

RETURN VALUE

```
The value returned is that of the converted letter,
or c if the conversion was not possible.
```



iClicker Question



Q: Is the if statement really necessary?

- A. Yes, necessary for correctness.
- B. Not necessary, but I'd leave it in.
- C. Not necessary, and I'd get rid of it.

```
#include <stdio.h>
#include <ctype.h>
int main(void)
{
    int c;
    while ((c = getchar()) != EOF) {
        if (islower(c))
            c = toupper(c);
        putchar(c);
    }
    return 0;
}
```

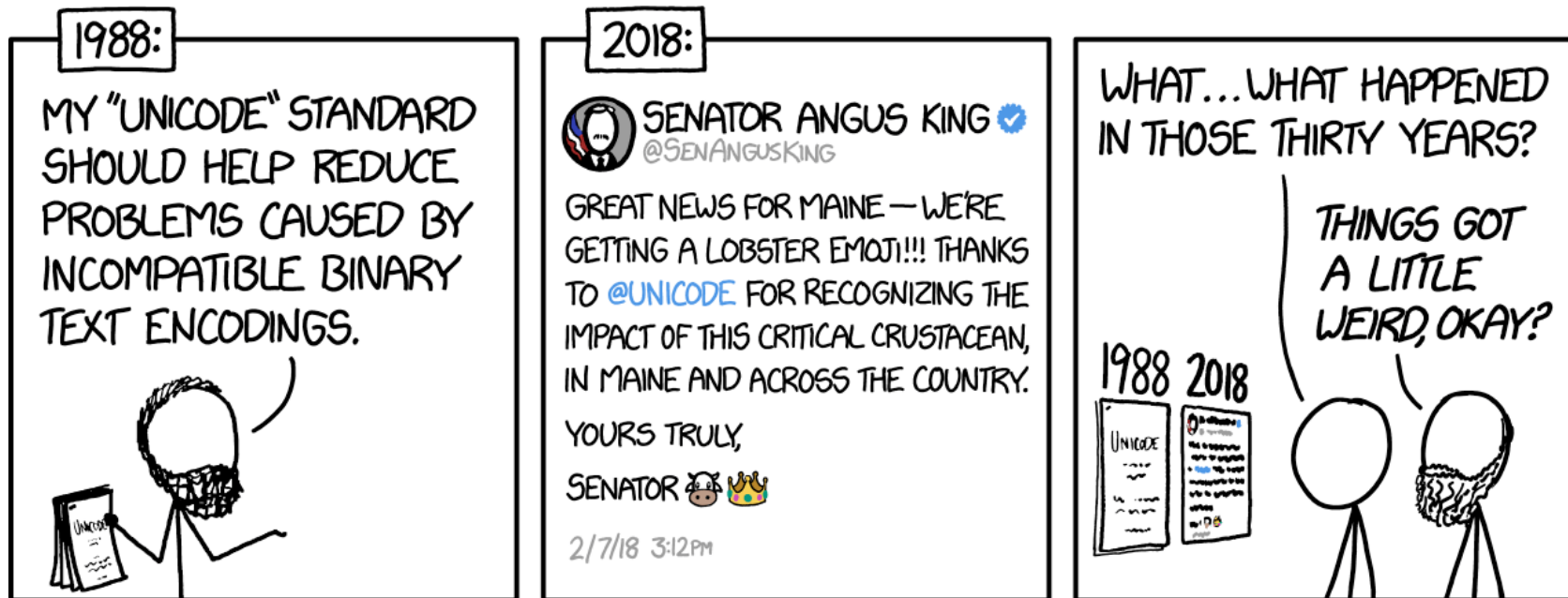



Modern Unicode

When C was designed, characters fit into 8 (really 7) bits, so C's chars are 8 bits long.

When Java was designed, Unicode fit into 16 bits, so Java's chars are 16 bits long.

Then this happened:



<https://xkcd.com/1953/>

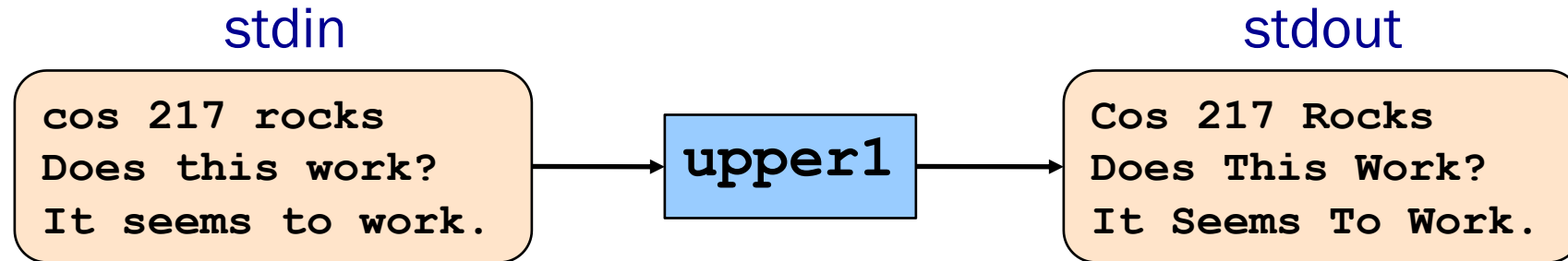
Result: modern systems use *variable length* (UTF-8/16/32) encoding for Unicode.



Recall: The upper1 Program

Functionality

- Read all chars from stdin
- Capitalize the first letter of each word
 - “cos 217 rocks” ⇒ “Cos 217 Rocks”
- Write result to stdout



What we need: maintain extra information, namely “in a word” vs “*not* in a word”

- Need systematic way of reasoning about what to do with that information

upper1 Version 3



```
#include <stdio.h>
#include <ctype.h>
enum Statetype {NORMAL, INWORD};

enum Statetype handleNormalState(int c)
{
    enum Statetype state;
    if (isalpha(c)) {
        putchar(toupper(c));
        state = INWORD;
    } else {
        putchar(c);
        state = NORMAL;
    }
    return state;
}

enum Statetype handleInwordState(int c)
{
    enum Statetype state;
    if (!isalpha(c)) {
        putchar(c);
        state = NORMAL;
    } else {
        putchar(c);
        state = INWORD;
    }
    return state;
}
```

```
int main(void)
{
    int c;
    enum Statetype state = NORMAL;
    while ((c = getchar()) != EOF) {
        switch (state) {
            case NORMAL:
                state = handleNormalState(c);
                break;
            case INWORD:
                state = handleInwordState(c);
                break;
        }
    }
    return 0;
}
```

That's an A-, at best.
No comments!



upper1 Toward Final Version

Problem:

- The program works, but...
- No comments

Solution:

- Add (at least) function-level comments



Function Comments

Function comment should describe

what the function does (from the caller's viewpoint)

- Data coming into the function
 - Parameters, input streams
- Data going out from the function
 - Return value, output streams, call-by-reference parameters

Function comment should **not** describe

how the function works



Function Comment Examples

Bad main() function comment

```
Read a character from stdin using getchar.  
Depending upon the current DFA state, pass the  
character to an appropriate state-handling  
function. The value returned by the state-  
handling function is the next DFA state. Repeat  
until end-of-file. Return 0.
```

Describes how the function works

Good main() function comment

```
Read text from stdin. Convert the first character  
of each "word" to uppercase, where a word is a  
sequence of uppercase or lowercase letters. Write  
the result to stdout. Return 0.
```

Describes what the function does
(from caller's viewpoint)



upper1 Final Comments

```
/* defines constants representing each state in the DFA */  
enum Statetype {NORMAL, INWORD};
```

```
/* Implement the NORMAL state of the DFA. c is the current DFA  
character. Write c's uppercase equivalent, if it has one, or  
otherwise c itself, to stdout. Return the next state specified  
by the DFA. */
```

```
enum Statetype handleNormalState(int c) {
```

```
/* Implement the INWORD state of the DFA. c is the current  
DFA character. Write c to stdout. Return the next DFA state. */
```

```
enum Statetype handleInwordState(int c) {
```

```
/* Read text from stdin. Convert the first character of each  
"word" to uppercase, where a word is a sequence of  
letters. Write the result to stdout. Return 0. */
```

```
int main(void) {
```

```
/* Use a DFA approach. state is the current DFA state. */  
enum Statetype state = NORMAL;
```



Agenda

Simple C Programs

- charcount
 - character I/O
- upper (ctype library)
 - portability concerns
 - char details
- upper1 (switch statements, enums, functions)
 - internal documentation (i.e., comments)

Language Design: Two big differences from Java

- Variable declarations
- Logical operators



Declaring Variables

C requires variable declarations.

Motivation:

- Declaring variables allows compiler to check “spelling”
- Declaring variables’ types produces fewer surprises at runtime
- Declaring variables clarifies scoping rules
- Declaring variables requires more from the programmer
 - Extra verbiage
 - Type foresight
 - “Do what I mean, not what I say”



Declaring Variables

C requires variable declarations.

- Declaration statement specifies type of variable (and other attributes too)

Examples:

```
int i;  
int i, j;  
int i = 5;  
const int i = 5; /* value of i cannot change */  
static int i; /* covered later in course */  
extern int i; /* covered later in course */
```



Declaring Variables

C requires variable declarations.

- Declaration statement specifies type of variable (and other attributes too)
- Unlike Java, declaration statements in C89 must appear **before** any other kind of statement in compound statement

```
{
    int i;
    /* Non-declaration
       stmts that use i. */
    ...
    int j;
    /* Non-declaration
       stmts that use j. */
    ...
}
```

Illegal in C89

```
{
    int i;
    int j;
    /* Non-declaration
       stmts that use i. */
    ...
    /* Non-declaration
       stmts that use j. */
    ...
}
```

Legal in C89



Agenda

Simple C Programs

- upper (character data and I/O, ctype library)
 - portability concerns
- upper1 (switch statements, enums, functions)
 - DFA program design

Two big differences from Java

- Variable declarations
- Logical operators



Logical Data Types

- No separate logical or Boolean data type
- Represent logical data using type char or int
 - Or any primitive type! 🤪
- Conventions:
 - Statements (if, while, etc.) use $0 \Rightarrow \text{FALSE}$, $\neq 0 \Rightarrow \text{TRUE}$
 - Relational operators ($<$, $>$, etc.) and logical operators ($!$, $\&\&$, $||$) produce the result 0 or 1



[@lunarts](#)



Logical Data Type Shortcuts

Using integers to represent logical data permits shortcuts

```
...  
int i;  
...  
if (i) /* same as (i != 0) */  
    statement1;  
else  
    statement2;  
...
```

It also permits some really bad code...

```
i = (1 != 2) + (3 > 4);
```



iClicker? More like iBrainteaser!



Q: What is `int i` set to in the following code?

```
i = (i < (i < 0)) + (i >= (i > 0)) + ((i-i) < (i == i));
```

A. Depends on the initial value of `i`

B. 0

C. 1

D. 2

E. 3

D.

If `i` is negative, this will be $1 + 0 + 1$


If `i` is non-negative, this will be $0 + 1 + 1$



Logical Data Type Dangers

Beware: the following code may cause loss of sleep!

What happens in C?



```
...  
int i;  
...  
i = 0;  
...  
if (i = 5)  
    statement1;  
...
```

What happens in Java?



DALL-E 2
prompt: impressionist painting of a computer programmer with a lack of sleep debugging late at night

Sample Exam Question (Spring 2016, Exam 1)



Indicate what value this expression evaluates to:

What happens in Java?

What happens in C?

```
...  
-10 < i < -1  
...
```



DALL-E 2
prompt: impressionist painting of a computer programmer with a lack of sleep debugging late at night



Next time ... numbers! (Bigger than 127.)

